



JS00 Hands Fitting Manual

<THE METHOD OF HANDS FITTING>


1) PULL THE CROWN TO 1ST CLICK POSITION.



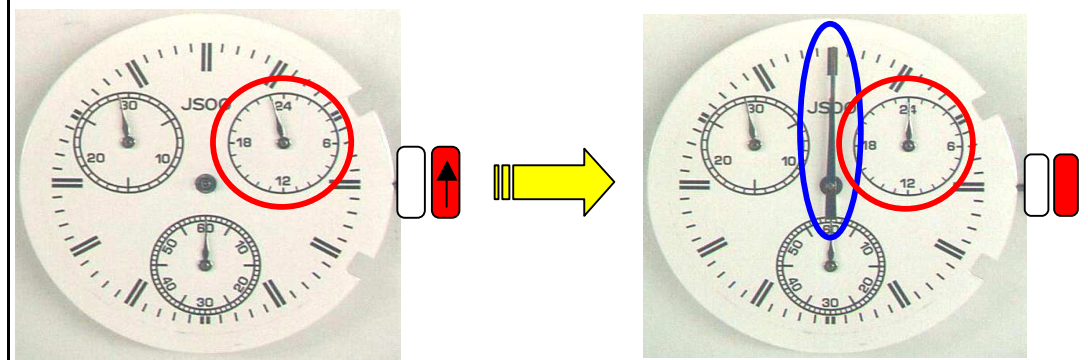
2) FIT THE STOPWATCH MINUTE HAND (EYE AT 10H) AT 29 MINUTE POSITION.



3) FIT THE STOPWATCH SECOND HAND (EYE AT 6H) AT ZERO POSITION.



4) FIT THE 24 HOUR HAND (EYE AT 2H) AT 23H POSITION AND TURN THE CROWN CLOCKWISE UNTIL THE 24 HOUR HAND AT 24H POSITION (MINIMIZING BACKLASH). THEN, FIT THE HOUR, MINUTE AND SECOND HAND AT ZERO POSITION.



5) CHECK THE HANDS POSITION AND CONFIRM THAT THE HANDS ARE KEPT IN PARALLEL.

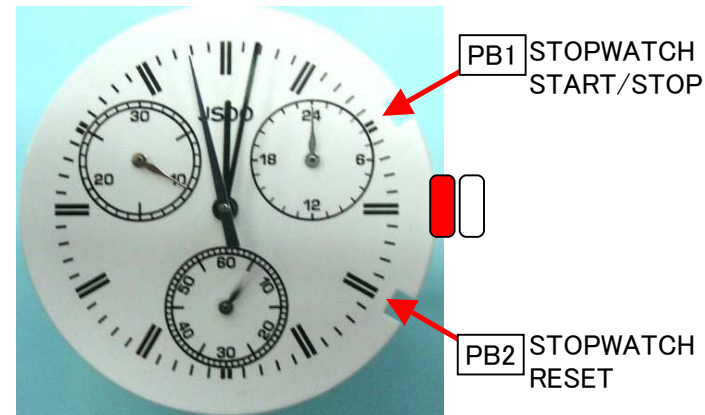
① PUSH THE CROWN TO THE NORMAL POSITION AND CHECK THE PROCESS OF THE SECOND HAND.

② PUSH THE PB1 AND CHECK THE PROCESS OF STOPWATCH SECOND HAND.

③ PUSH THE PB1 AND CHECK THE STOPPING OF STOPWATCH SECOND HAND.

④ PUSH THE PB2 AND CHECK THE STOPWATCH RESET FUNCTION.


⑤ THE WAY TO CHECK ANOTHER POINT IS SAME AS THE STANDARD ONE.



<THE WAY TO CHECK THE FUNCTION>

[SET THE STOPWATCH HAND TO ZERO POSITION.]


1) PULL THE CROWN TO 1ST CLICK POSITION.




<THE POSITION OF
STOPWATCH HAND>
STOPWATCH MINUTE
HAND POSITION
→29MINUTE..
STOPWATCH SECOND
HAND POSITION
→60SECOND.

2) SET THE STOPWATCH HAND AT ZERO POSITION.

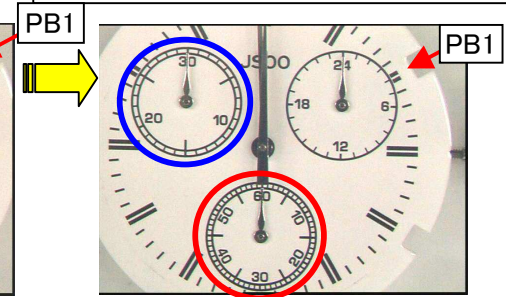
PUSH THE PB1 ONE TIME TO SET THE STOPWATCH SECOND HANDS AHEAD ONE SCALE.
OR KEEP PUSHING TO SET THE STOPWATCH HANDS QUICKLY.



KEEP PUSHING UNTIL
THE STOPWATCH SECOND HAND
COMES 50 SECOND.




PUSH THE PB1 ONE TIME UNTIL
THE STOPWATCH SECOND HAND
COMES 60 SECONDS.



<THE POSITION OF
STOPWATCH HAND>


STOPWATCH MINUTE HAND
→30MINUTE.

STOPWATCH SECOND HAND
→60SECOND.




[SETTING THE TIME/ STOPWATCH OPERATION]

3) TURN THE CROWN TO SET THE HOUR AND MINUTE HANDS.
4) PUSH THE CROWN TO THE NORMAL POSITION.
5) PUSH THE PB1 TO START THE STOP WATCH FUNCTION.
THEN, CHECK THE PROCESS OF STOPWATCH HANDS AND
SECOND HAND.



[STOPWATCH STOPPING]

6) AFTER A FEW SECONDS, PUSH THE PB1.
THEN, CHECK THE HAND STOPPING OF
STOPWATCH HANDS.



[STOPWATCH RESET/CHECK THE ZERO POSITION.]

7) PUSH THE PB2 TO RESET THE STOPWATCH. →CHECK THE STOPWATCH HANDS STOPS
AT ZERO POSITION
30 SECONDS LATER
AFTER PUSHING THE PB2.

