









VARIETY CHART FOR GP SERIES

CALIBRE	GP00	GP01	NEW GP03	GP30
APPEARANCE				
	RETROGRADE DUAL TIME		24 HOUR EYE	BIG DATE
Ligne	12'''			
Size	Φ 27.0mm x 25.0mm (3H-9H)			
Total height	4.40mm			
Hands	4		5	3
Date	12H	3H		12H
Battery life	Approximate 3 Years			
Battery	SR920SW or equivalent			
24 Hour	X	X	O (9H)	X

CALIBRE	GP10	GP11	GP50	NEW GP52
APPEARANCE				
	SMALL SECOND AND BIG DATE		DOUBLE RETRO	24 HOUR EYE
Ligne	12'''			
Size	Φ 27.0mm x 25.0mm (3H-9H)			
Total height	4.40mm		3.80mm	
Hands	3		5	6
Date	12H	3H	12H RETROGRADE	
Battery life	Approximate 3 Years			
Battery	SR920SW or equivalent			
24 Hour	X	X	X	O (9H)


MIYOTA

MOVEMENT SPECIFICATIONS
CAL. GP03/GP52 ANALOG QUARTZ MOV'T
BY CITIZEN WATCH CO., LTD. JAPAN
NEW FACE - 24HOUR EYE
MANUFACTURED IN JAPAN

1.BASIC SPECIFICATION

(1) CAL. NO.

*TO CONFIRM WITH MOV'T DRAWING ATTACHED

CALIBRE	GP03	GP52
Appearance		
Ligne	12	
Size*mm	Φ 27.0 x 25.0mm (3H - 9H)	
Total height	4.40mm	3.80mm
Hands	5	6
Date	3H	12H RETROGRADE
24Hour Eye	9H	
Battery life	Approximate 3 Years	
Battery	SR920SW or equivalent	

(2) Time standard

Type of quart : Tuning fork type quartz crystal
Frequency : 32,768Hz
Accuracy : **+/-20 s/month** worn under normal circumstances

(3) Battery installed

Type of battery : See above: JAPAN-MADE

(4) Others

Driving systems : Two-pole stepping motor

(5) Balanceable weight of hand

Minute hand	Max. 1.00 $\mu\text{N}\cdot\text{m}$
Second hand	Max. 0.08 $\mu\text{N}\cdot\text{m}$
Retrograde hand	Max. 0.14 $\mu\text{N}\cdot\text{m}$
24Hour hand (9H)	Max. 0.07 $\mu\text{N}\cdot\text{m}$

(6) Additional Mechanisms & Features:

Calendar : Date disk at 3H (GP03)
Date hand at 12H (GP52)

Calendar correction : Pull out the crown to the first click position,
turn crown clockwise.
***If the date is set between 9:00 PM and 2:00 AM,
the date may not change on the following day.

24 Hour time indication : Small hand at 9H

2nd time indication : 24Hour hand at 6H (by Retrograde)

2nd time correction : Pull out the crown to the first click position,
turn crown counter-clockwise.

Power conservation switch : Pull out the crown to the second click position

Second hand stopping devise : Pull out the crown to the second click position

2. SEPARATED PARTS

* Setting stem	065-992
Length of movement center to stem end...	23.00mm
Thread.....	Φ0.9 x 10.5mm

3. Others

* Measurement of time rate

The unit time of measurement must be set at "10s", "20s", "30s"
(not "15s", "25s")

And the measurement must be carried out in state of a complete watch

* Marking on movement

**MIYOTA CO. UNADJUSTED
NO JEWEL JAPAN GP****

* Typical clearance

Mov't - Caseback	minimum 200 μm or more
Top of hands - Glass	300 - 400 μm *

* depending and subject to the glass and case structure, and hand length

This specifications might be changed without prior notice.